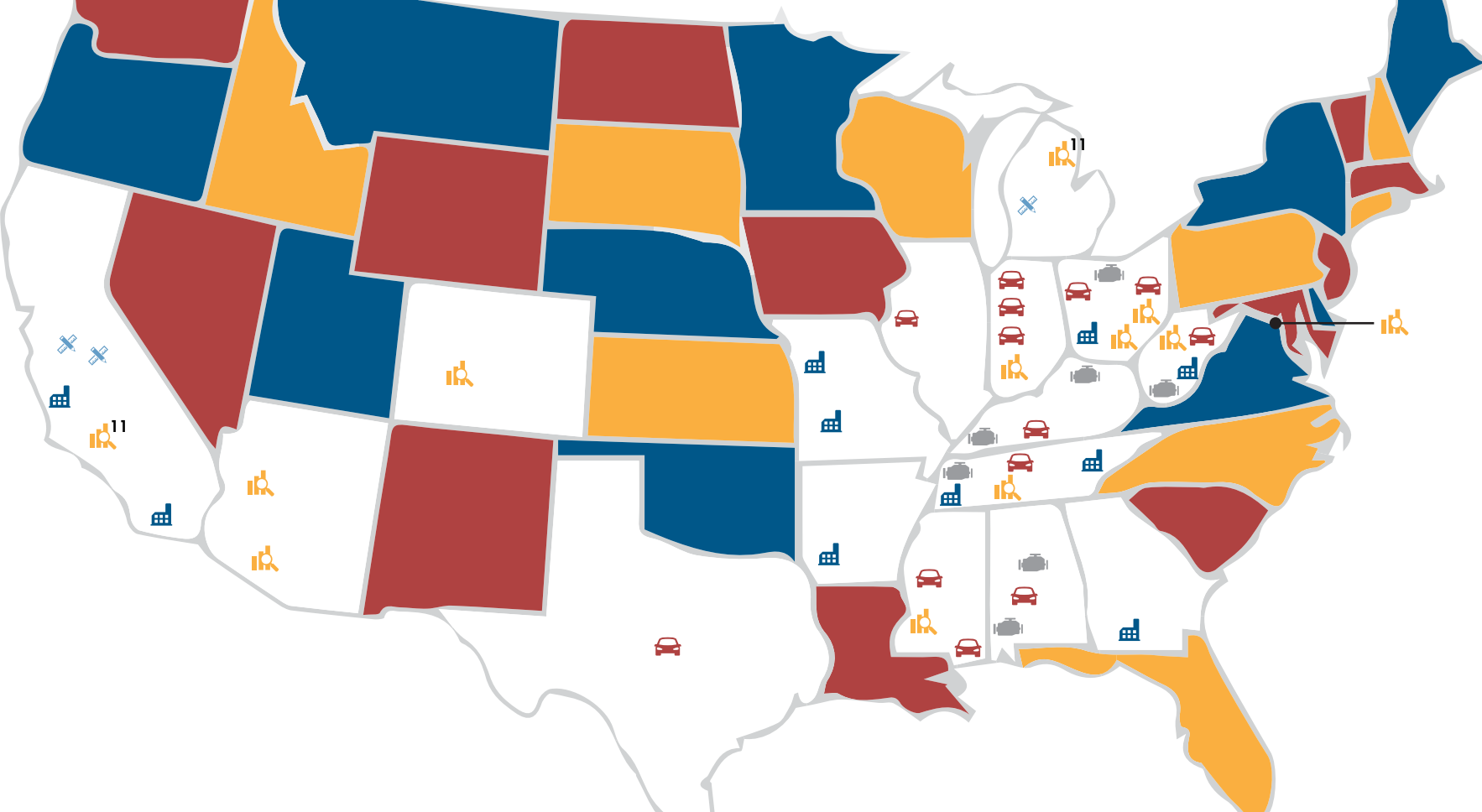


JAPANESE AUTOMAKERS OPERATE **26** manufacturing plants IN THE UNITED STATES.

DIRECTLY EMPLOYING more than **82,000** MANUFACTURING, DISTRIBUTION, AND R&D/DESIGN CENTER EMPLOYEES.

JAPANESE AUTOMAKERS OPERATE **16** manufacturing and R&D/Design facilities in **STATES** across the country AND IN D.C.

JAMA MEMBERS' MANUFACTURING PLANTS have cumulatively invested more than **\$40 BILLION** IN THE U.S. ECONOMY.



IN 2013

JAPANESE AUTOMAKERS PRODUCED MORE THAN **3.6 MILLION** VEHICLES and more than **4 MILLION** ENGINES.

CALIFORNIA, ARIZONA, TEXAS, COLORADO, MISSOURI, ALABAMA, ARKANSAS, GEORGIA, LOUISIANA, TENNESSEE, KENTUCKY, OHIO, WEST VIRGINIA, DISTRICT OF COLUMBIA, MICHIGAN, ILLINOIS, INDIANA



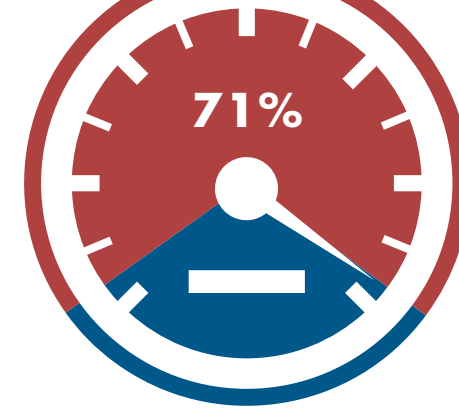
82,816 DIRECT EMPLOYEES
MANUFACTURING + DISTRIBUTORS + R&D/DESIGN

319,568 NEW VEHICLE DEALERS' EMPLOYEES

961,000 SUPPLIER AND SPINOFF JOBS

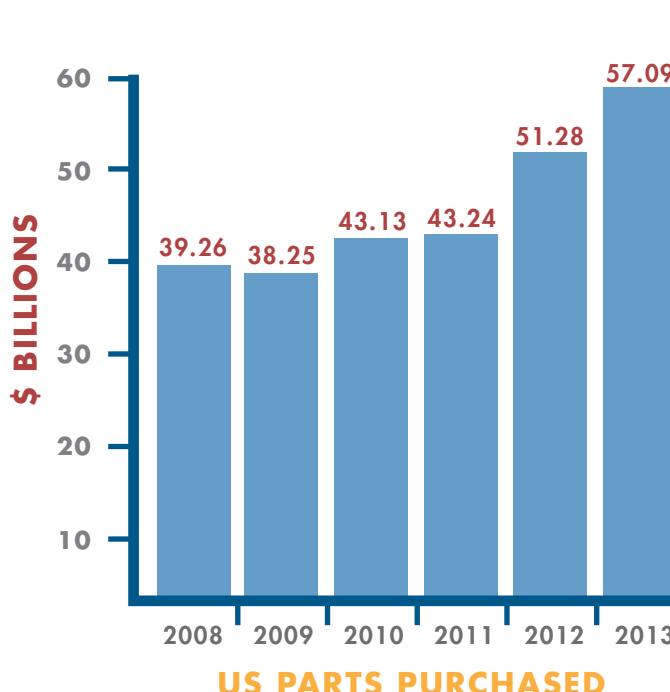
1,363,384 TOTAL AMERICAN JOBS

A RECORD **HIGH 71%** OF JAPANESE BRAND VEHICLES sold in the US are built in North America.

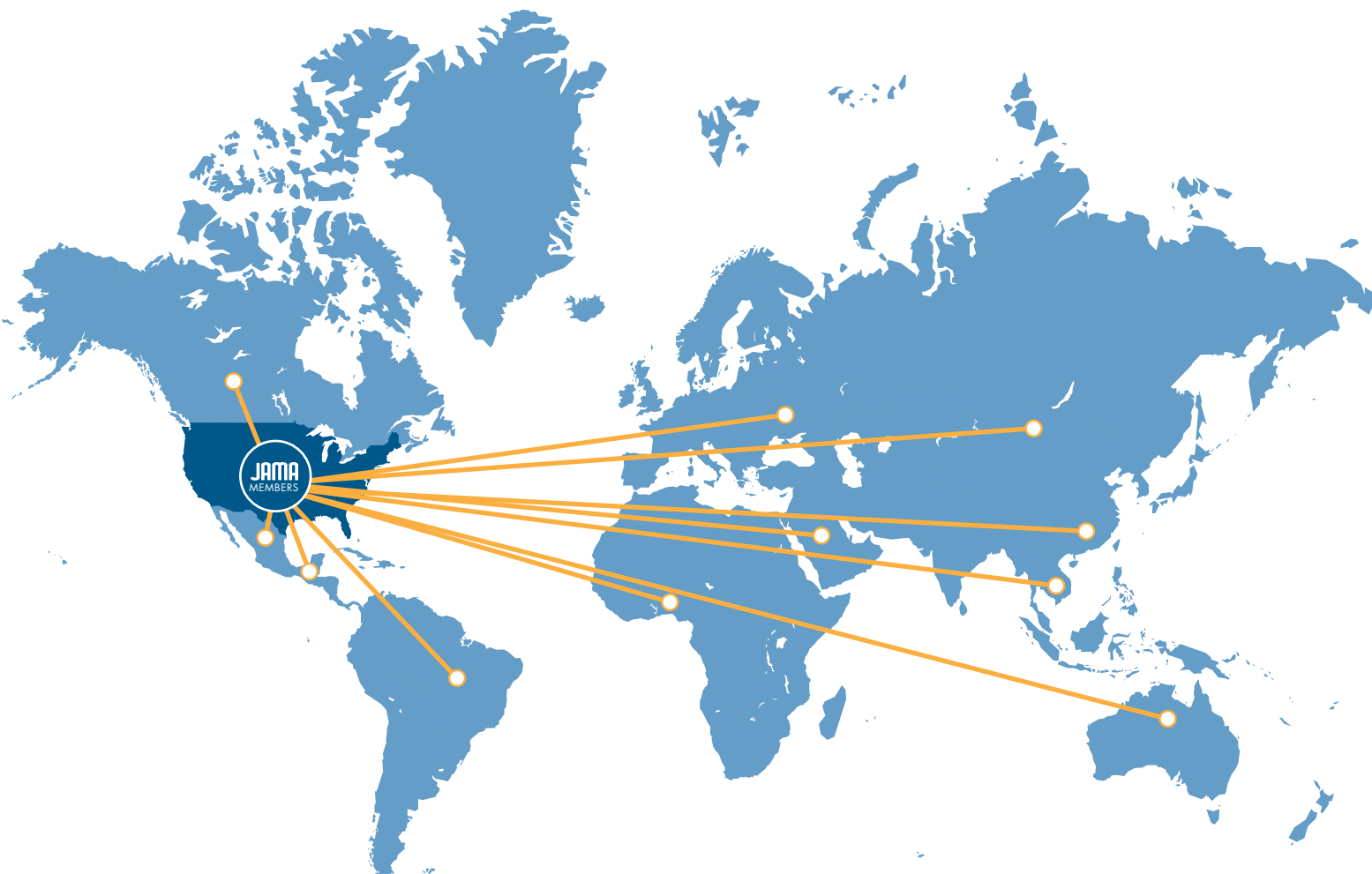


YEAR	TOTAL SALES	DOMESTIC	IMPORTED	% DOMESTIC
2008	5,238,873	3,240,634	1,998,239	62%
2009	4,209,768	2,764,228	1,445,540	66%
2010	4,477,398	3,066,401	1,410,997	68%
2011	4,459,373	3,025,222	1,434,151	68%
2012	5,346,150	3,744,016	1,602,134	70%
2013	5,790,117	4,098,498	1,691,619	71%

Japanese Automakers Purchased A RECORD **HIGH \$57 BILLION** in US parts in 2013.



MADE IN AMERICA SOLD ALL OVER THE WORLD

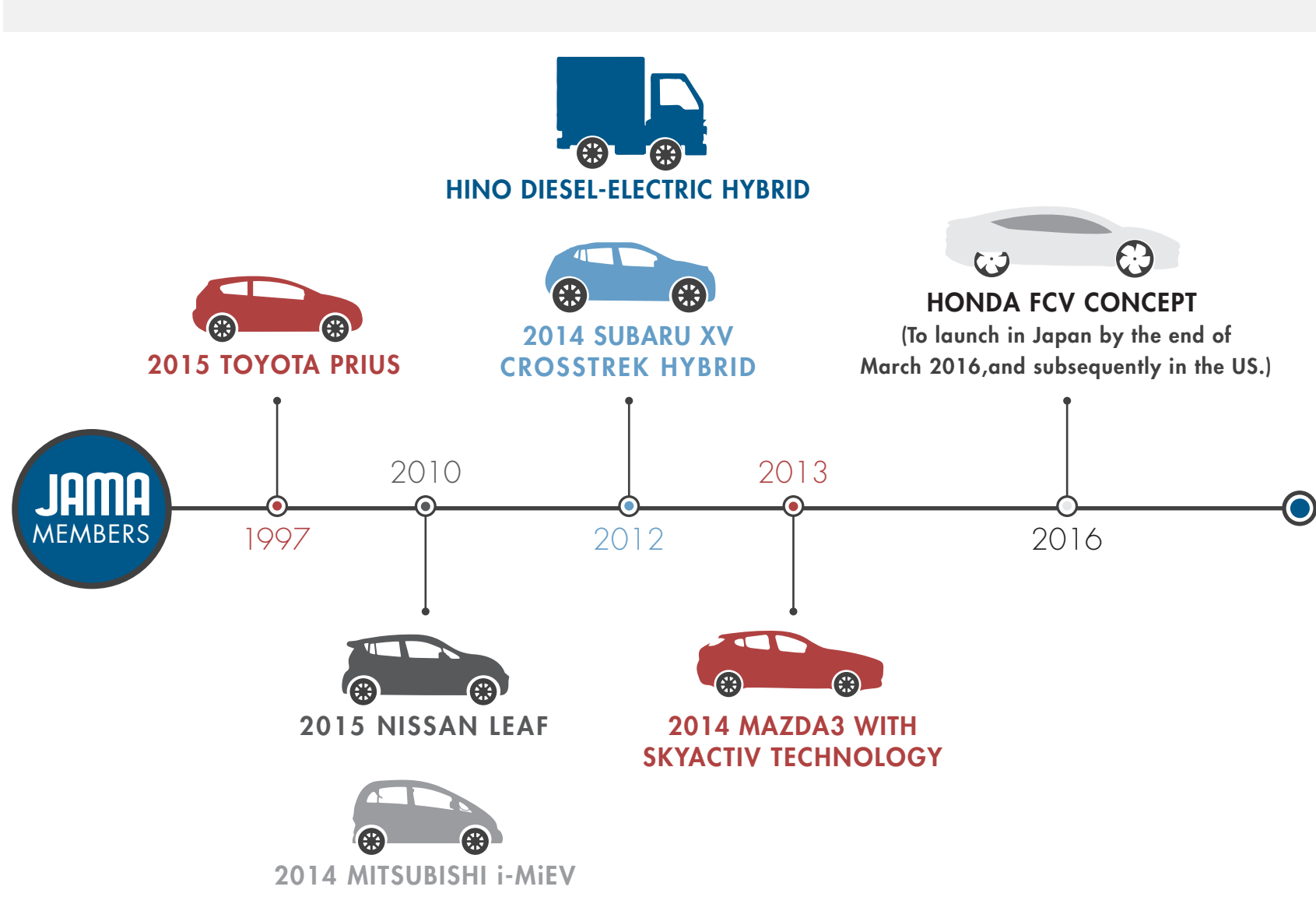


261,083 CARS EXPORTED
130,253 TRUCKS EXPORTED
391,336 Total Japanese brand vehicle exports from the US in 2013.

JAPANESE BRAND AUTO EXPORTS FROM THE **US** GREW **129%** FROM 2009 TO 2013.

ALTERNATIVE-POWERED VEHICLES & NEW ENVIRONMENTAL/ENERGY-EFFICIENT TECHNOLOGIES

81% of alternative-powered vehicles on US roads today ARE JAPANESE BRANDS.



U.S. SALES OF ALTERNATIVE-POWERED VEHICLES

